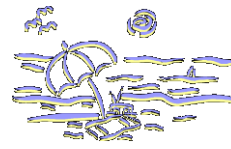


Grade 4 Summer Reading



You are required to read:

The Chocolate Touch by: Patrick Skene Catling

You will pick a chapter from this story and illustrate your favorite scene on an 8"x10.5" plain paper. Be creative and show your best work. You will also write a 4-paragraph summary of the story. Be sure to write the number of sentences required for each paragraph.

First Paragraph- Include the title, author, and the genre of the book. Also, explain what you thought this book was about before you read it. (3-5 sentences)

Second Paragraph-Describe the main character(s) in the book. The sentences should use many adjectives and vivid details. (4-6 sentences) Describe the setting of the book (time and place). (2-3 sentences)

Third Paragraph-Give a short summary of the plot. How does the story begin? What is the problem in the story? How is the problem resolved? Include information about any important events. (5-7 sentences)

Fourth Paragraph- Give your opinion of the book. It's okay if you didn't like it! Be sure to include reasons to support your opinion. (3-4 sentences)

This can be written on white lined paper or typed on the computer. This is due on the first day of school.

You will choose a book of your choice or one of the following fourth grade favorites:

Fourth Grade Fuss by Johanna Hurwitz

Amber Brown Goes Fourth by Paula Danziger

Tales of a Fourth Grade Nothing by Judy Blume

Fourth Grade Rats by Jerry Spinelli

Help! Someone Get Me Out of Fourth Grade by Henry Wrinkler and Lin Oliver

Awfully Short for Fourth Grade by Elvira Woodruff

The Fabled Fourth Graders of Aesop Elementary School by Candace Fleming

Keep Ms. Sugarman in the Fourth Grade by Elizabeth Levy

Frindle by Andrew Clements

7 x 9=Trouble by Claudia Mills

How to Eat Fried Worms by Thomas Rockwell

Time Warp Trio by Jon Scieszka

Just Juice by Karen Hesse

You will handwrite a letter to the author of the book you chose on lined paper. This letter will be 2 paragraphs. The first paragraph should explain why you chose that particular book. Be honest. The second paragraph should express what you liked or did not like about the story. (Use examples from the story) Each paragraph should be 4-7 sentences. Be sure to use the basic parts for a letter, heading, greeting, body, closing, and signature. This should be written in your best cursive or manuscript if you do not know how to do cursive yet. This letter will be handed in on the first day of school. You will be graded on the required parts of the letter, sentences, spelling and grammar, and letter format. (See example below)



How to Write a Friendly Letter

1. Date

August 22, 2006

2. Greeting

Dear Mr. Childers,

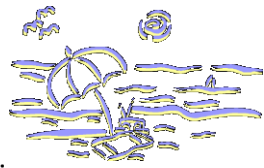
3. Body

I wanted to let you know how much I love third grade at Union Hill. We have so much fun in third grade. We get to read lots of books and take tests on the computer. We play a lot of games to help us learn about math. My favorite thing, however, about third grade is working on projects. I think third grade is the best grade ever! You should come to our class one day and be a third grader with us. I think it would be more fun than being the principal.


4. Closing

Your student,
Jane Doe

5. Signature



Grade 4 Summer Math



Dear Parent or Guardian,


Great news! Your child will be using Reflex Math, the world’s most effective (and fun!) program for helping students master their basic addition, subtraction, multiplication, and division facts for summer math.

Your child’s goal for the summer is to completely fill in the “Family Pyramid” chart by the due dates. We will begin the week of June 17th through July 19th then shift in preparation for the beginning of the school year. This chart will fill in automatically as they learn the facts. It is very important that your child works on this website at least 3 to 4 times a week during the summer. It is also important that they work on the website until they get a solid green dot for that session. It takes approximately 15-20 minutes to get the complete green dot. (See diagram below.)

The dot starts out as solid black



The solid green dot means that your child has spent the right amount of time for that session.



If your child waits for the end of the summer to work on Reflex math, they will not be able to complete the goal of filling in the “Family Pyramid”. It is imperative that your child completes the charts as it will be the first Math grades of the new school year. I will be checking Reflex during the summer to see how they are progressing towards their goal of filling the “Family Pyramid” and how much time they are spending on the site.

Reflex continually monitors student progress and adapts to each student’s needs, so it is very important that **only your child works on their account.**

Students currently on Reflex will continue to work on their present level once they log in using the new sign in until July 19th. At that time, students will be moved to addition and subtraction in preparation for the start of the school year. Grade 4 math begins with a review of addition and subtraction concepts. It will be important that students refresh those facts before the start of school.

Be sure that students log into Reflex using the new teacher sign in. This is very important to track each student’s progress.

The information about doing this is found on the handout in the report card envelope.

Have a wonderful summer and see you in August!

Peace,

Mrs. Primavera

lori.primavera@tca11.com



If you have not done so, please send a quick email with the email address(es) that all classroom correspondences will be sent. Thank you!

Grade 4 Supply List

PLEASE PUT NAMES ON ALL BELONGINGS



- ✓ 1 ruler with metric and standard unit (hard plastic or wooden)
- ✓ 4 standard one subject notebooks (Math, Social Studies, Science, Writing...Please label with the subject/name)
- ✓ 2 standard size zipper pencil pouches
- ✓ 1 pair of scissors
- ✓ 2 glue sticks
- ✓ 3 sturdy folders
 - Label: "Homework" and name
 - Label: "Projects" and name
 - Label: Name only
- ✓ 8 pencils
- ✓ 1 large eraser
- ✓ 1 package of pencil erasers (the ones that go on the end of pencils)
- ✓ 10 erasable pens (blue or black only)
- ✓ 4 colored pens for correcting
- ✓ 1 highlighter
- ✓ 1 package colored pencils (these should be put into one of the pencil pouches)
- ✓ 2 Black *Expo* markers (large size)
- ✓ 300 3x5 lined index cards
- ✓ 2 containers of disinfecting wipes
- ✓ 3 boxes of tissues
- ✓ 1 roll of paper towels
- ✓ \$10.00 for the Scholastic News Magazine. This is used as part of the Social Studies curriculum. This will be a deduction through FACTS

Students will need to cover all textbooks and workbooks. Brown paper bags protect our books the best. Please do not use any Book Soxs for the textbooks. DO NOT use contact covers on any textbook even if implies it is easily removed. Contact paper is fine for the workbooks (Math, Simple Solutions, and Vocabulary **only**).

Please do not send in binders, markers, or pencil sharpeners. We have 3 pencil sharpeners in the classroom.

It is recommended that when school supplies are available during the back-to-school sales, extra supplies be bought and stored. There should be a supply of erasable pens and pencils at home.

I am looking forward to a wonderful school year. See you in August!

~~~Peace,

*Mrs. Primavera*

P.S. \*Summer is a time to relax and have fun. It is also a wonderful time to read together, sharing the adventure and excitement of a new book. Parents play an important role in a child's development of a love for reading. The local libraries usually have great summer reading programs for the students with great incentives! This can be an enjoyable experience that will keep reading skills active. I encourage all students to read more than just the summer reading for school!