

Summer Reading: 6th Grade

Your summer reading requirement is to read two books. One you will complete a project on and the second you only need to read but know that you will complete a reading check activity during the first week of school.

- Read and complete the project below for: *There's an Owl in the Shower* by Jean Craighead George
- Read *Esperanza Rising* by Pam Muñoz Ryan

Project:

After reading *There's an Owl in the Shower*, you will create a Themed Restaurant Menu based on it.

Materials:

- Paper (no smaller than 8 ½ X 11, but I would prefer larger since most menus are)
- colored pencils/crayons/markers: Make it eye-catching!

Instructions:

You will fold your paper in half so that there are 4 sides (Cover, inside left, inside right, back cover). Each side has its own list of requirements listed below

- **FRONT COVER**

Image: a central image that depicts a theme, character, OR action sequence from your book. This can be created digitally and printed, or it can be hand-drawn. Creativity is what counts.

Restaurant Name: This should NOT be the name of your book, but something that speaks to the THEME of your book

Owner: Author's Name

Proprietor: Your Name
This should be neatly done.

- **INSIDE LEFT**

Concise Summary: In about 2-3 paragraphs, write a summary of the story. Be sure to include major events, characters, the conflict, and the resolution of the conflict.

You can include images around your writing to add interest or explanation.

- **INSIDE RIGHT**

Dishes: Create dishes based on characters, locations, events. What would they be and how does this explain the character or the importance of the locations or events?

Entree dishes - There should be a minimum of 10 dishes *you can base more than one dish on the major characters. You should also list cost

"Sides" - There should be a minimum of 5 sides for minor characters. You should also list cost

- **BACK COVER**

Review: Write a review of the book. You will give the book a star rating (1-5 stars). Your review should support that rating.

A review should speak to how well the story is told, the images it creates in the reader's mind, and how well it connects the reader to the characters and the action. It also includes a recommendation. Would you recommend the book or not? Why? (be thoroughly explanatory here). This should be a minimum of 2 - 3 well-written paragraphs.

There are some examples posted below the grading rubric

Grading Rubric:

Component Content: (25 points)

All instructions were followed with excellence and thoroughness. required components are present.







Cover Creativity / Neatness: (25 points)

Cover and presentation of all components are neat, creatively presented, and logically organized in the correct locations.

Writing Content: (25 points)

Summary and Review are concise and well-written. Punctuation and structure are correct and the information flows well. All required points are thoroughly covered.

FACTIONS

Abandon  The Sinner
 Candy  The Heart
 Andy  The Devil
 Erika  The Stranger
 Dorian  The Prince
 Owner: Veronica  Proprietor


BISHES

SIDE-DISHES



PLAYLISTS


REVIEW

DEFINITION





MOON CAFE


Owner: Veronica  Proprietor: Veronica 





Menu


1.  **Red Cup**


2.  **Red Cup**


3.  **Red Cup**


4.  **Red Cup**


5.  **Red Cup**


6.  **Red Cup**


7.  **Red Cup**


8.  **Red Cup**


9.  **Red Cup**


10.  **Red Cup**


11.  **Red Cup**


12.  **Red Cup**


13.  **Red Cup**


14.  **Red Cup**


15.  **Red Cup**


16.  **Red Cup**


17.  **Red Cup**


18.  **Red Cup**


19.  **Red Cup**

20.  **Red Cup**

21.  **Red Cup**

22.  **Red Cup**

23.  **Red Cup**

24.  **Red Cup**

25. **Red Cup**

