














## Second Grade Supply List (2021-2022)

Students work best if they are organized. In September I will be working on *organizational skills in second grade*. It is **important** that your child has the **correct items** from the supply list to help with this skill.

- 3 pencil bags with a zipper  (Please don't buy the real cheap plastic ones. The zippers break on them very easily. The cloth ones are the better ones!)
- 24 yellow regular pencils  (please don't buy the fancy pencils)
- 24 mechanical pencils 
- 2 red pens 
- 3 pairs of Fiskars Scissors (this brand cuts the best) 
- 1 red plastic folder
- 1 blue plastic folder
- 1 yellow plastic folder
- 1 green plastic folder 
- 6 **small** glue sticks 
- 2 packages of Crayola Twistable colored pencils 18 Count (  (make sure that the package contains the basic colors of red-orange-blue-green-brown-black-purple-yellow)
- 2 packages of Crayola twistable crayons-8 pack  (make sure that they are the basic colors-red-orange-blue-green-brown-black-purple-yellow)
- 1 box of Crayola crayons-24 count 
- 2 rolls of paper towels 
- 1 small box of tissues (4 inches by 5 inches-the cube box size) (They will keep this box in their own desk-They will need to bring in a new one when they finish their box) 
- 2 containers of clorox or Lysol wipes 
- **Social Studies and Science Weekly magazine-Check made out to TCA for \$20.00 this is due before September 15.**

**PLEASE NO BACKPACKS WITH WHEELS. THEY DO NOT FIT IN OUR LOCKERS!**

On the first day of school, your child should bring their box of tissues, 4 colored folders, Clorox or Lysol wipes, and their rolls of paper towels along with their **3 pencil cases already organized.**

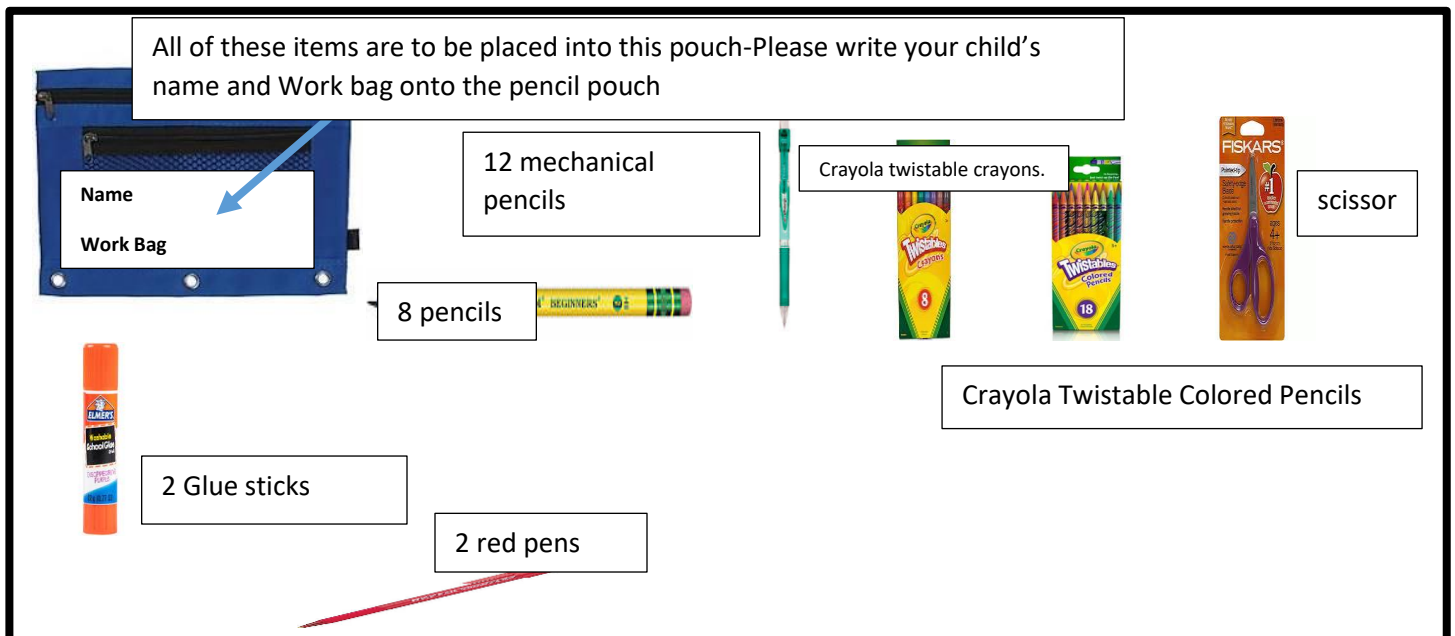
It would be a great help if you organized your child's pencil cases at home for me. Here are the directions on how the pencil cases should be organized. Please take the items out of their packaging before placing them into the correct bags!

**Bag 1**-please write your **child's name and "work bag"** with **permanent marker** on the **front** of the bag. (see diagram below)

Inside this bag please place the following items:

- 8 yellow pencils (please sharpen them at home)
- 12 mechanical pencils
- 1 package of the Crayola twistable crayons ( 8 pack of crayons)-please keep these in the plastic package that they came in
- 1 pair of the Fiskars scissors
- 2 red pens
- 2 glue sticks
- 1 package of the Crayola colored pencil

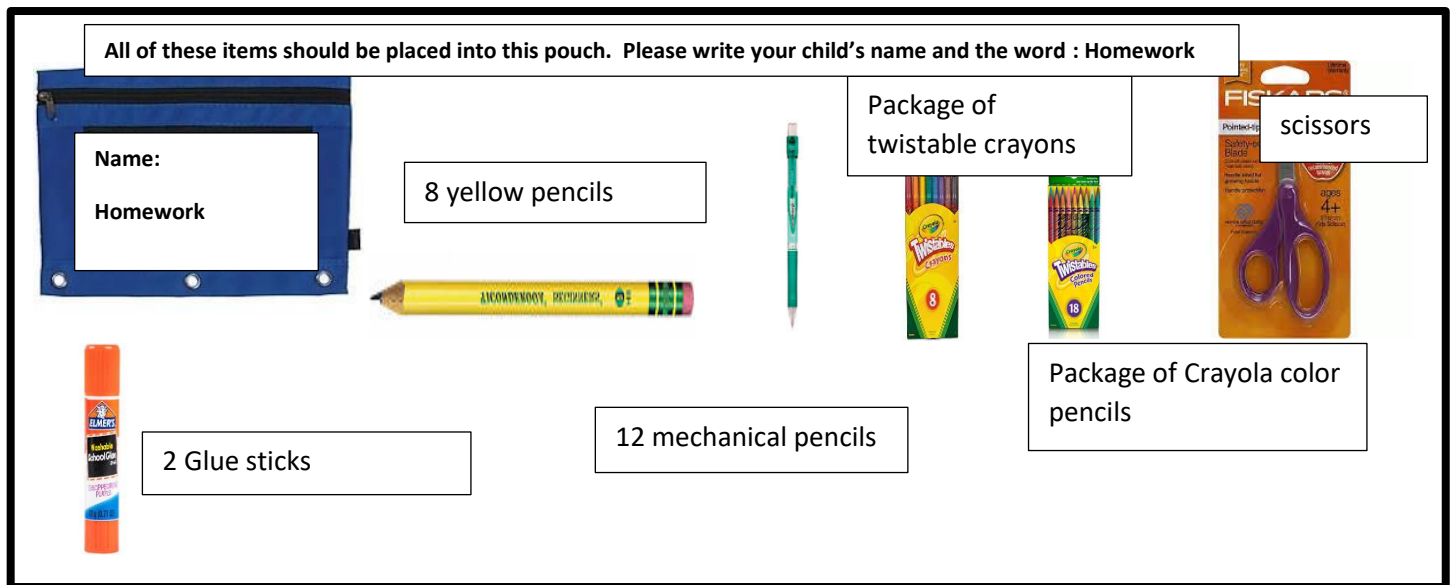
### Pencil Case #1 Work Bag



**Bag 2**-please write your **child's name and "homework bag"** with **permanent marker** on the **front** of the bag.

- 5 yellow pencils (please sharpen them at home)
- 12 mechanical pencils
- 1 package of the Crayola twistable crayons ( 8 pack of crayons)-please keep these in the plastic package that they came in
- 1 pair of the Fiskars scissors
- 2 glue sticks
- 1 package of the Crayola Twistable colored pencils

### Pencil Bag #2-Homework Bag



**Bag 3**-please write your **child's name and "art bag"** with **permanent marker** on the **front** of the bag.

- 8 yellow pencils (please sharpen them at home)
- 1 box of the Crayola 24 count of crayons
- 2 glue sticks
- 1 pair of Fiskars scissors

### Pencil Bag #3 Art Bag

