



TCA Parents' Guide to Google Classroom

What is Google Classroom?

Think of Google Classroom (GC)
as your child's digital link to learning.

Teachers use GC to share assignments,
homework, newsletters, and much more
with students AND parents!

Getting Started



Your child was provided with a secure login and password that is unique to them.

Check with his/her teacher to obtain this private information OR ask them to add you as a parent via email. You can also join the class using the Class Code.

Getting Started



1

Click on the Google Chrome browser icon.

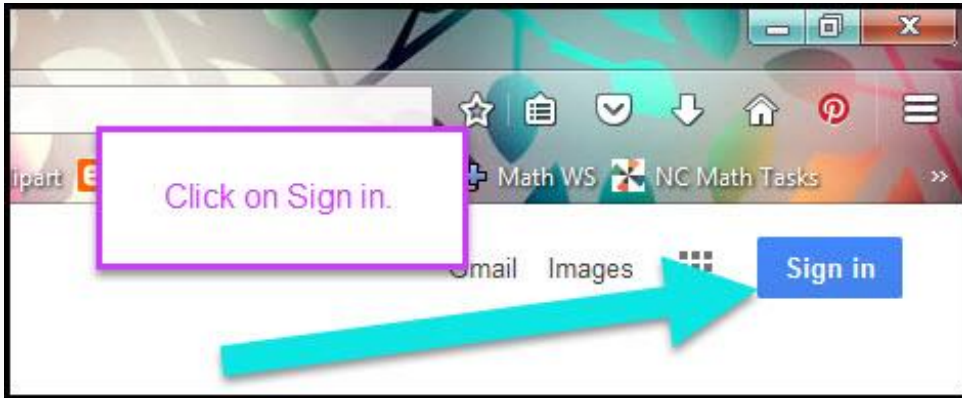
Getting Started



2

Type www.google.com into
your web

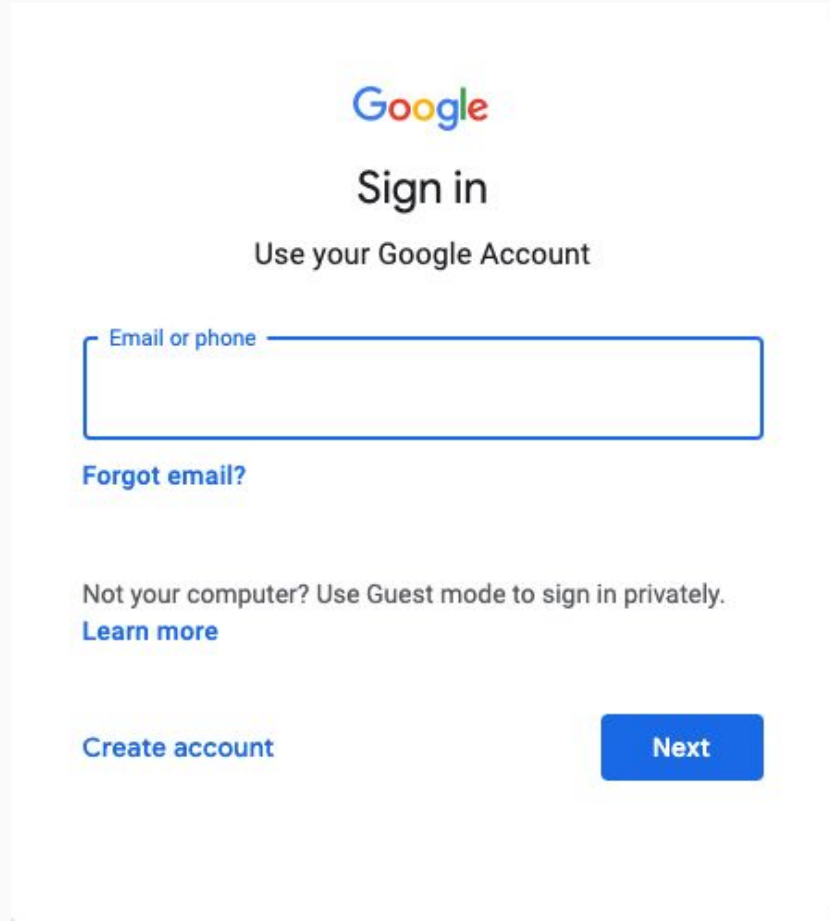
Getting Started



3

Click on SIGN IN in the upper right hand corner of the browser window.

Getting Started



The image shows a screenshot of the Google sign-in interface. At the top is the Google logo, followed by the text "Sign in" and "Use your Google Account". Below this is a text input field with the placeholder "Email or phone". To the left of the input field is a link "Forgot email?". Below the input field is the text "Not your computer? Use Guest mode to sign in privately." followed by a link "Learn more". At the bottom left is a link "Create account" and at the bottom right is a blue button labeled "Next".

Google

Sign in

Use your Google Account

Email or phone

[Forgot email?](#)

Not your computer? Use Guest mode to sign in privately.
[Learn more](#)

[Create account](#) [Next](#)

4

Type in your child's Google Email address & click "next."

Getting Started



5

Type in your PASSWORD
& click "next."

Gmail

Images

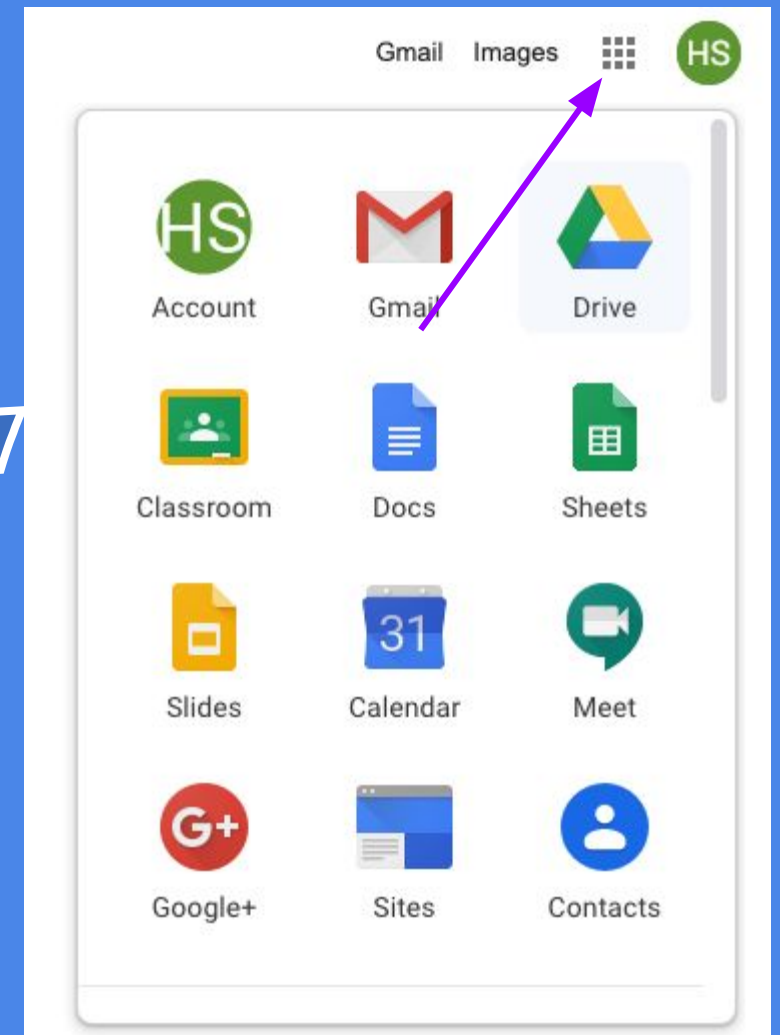


NOW YOU'LL SEE

that you are signed in to
your Google Apps for
Education account!

GOOGLE SUITE

Click on the 9 squares
(Waffle/Rubik's Cube) icon in the
top right hand corner to see
the Google Suite of products



GOOGLE ICONS TO RECOGNIZE:



CHROME



DOCS




DRIVE



SLIDES



SHEETS



FORMS



CALENDAR



GMAIL



PHOTOS



MAPS



KEEP



CLASSROOM



MEET



HANGOUTS



SITES



CONTACTS



CLOUD



CLOUD SEARCH



YOUTUBE




NEWS



VAULT



MY ACCOUNT

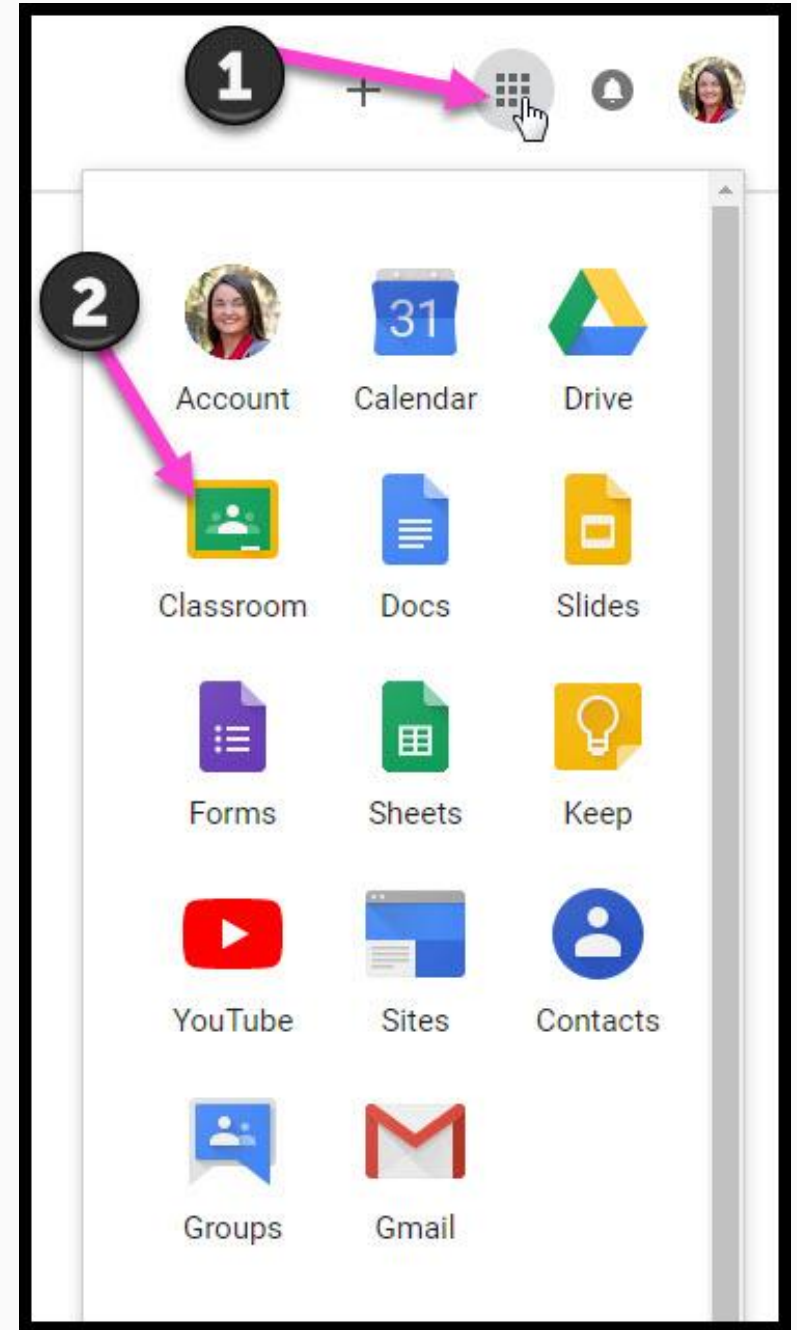


GROUPS

Navigating Classroom

1

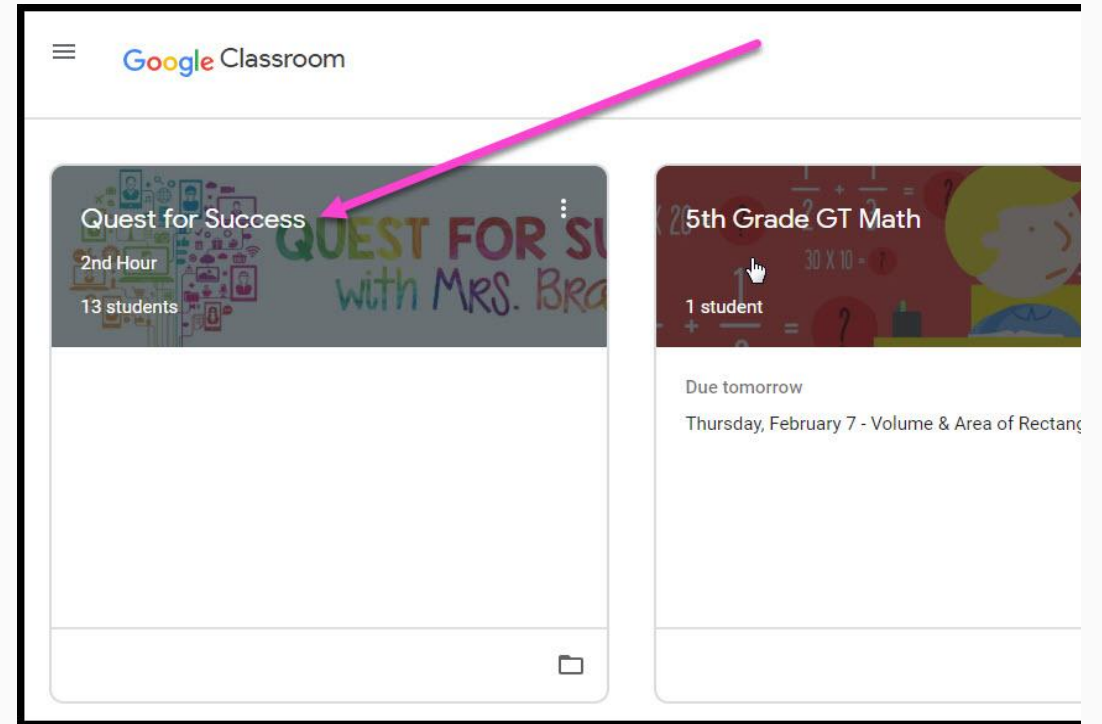
Click on the waffle button and then the [Google Classroom](#) icon.



Navigating Classroom

2

Click on the class you wish to view.



Navigating Classroom

3


Page tools
(Left side)

The screenshot shows the Classroom app interface for a class named "3rd hour Science". The interface includes a top navigation bar with a menu icon (1), the class name (2), and tabs for Stream (3), Classwork (4), and People (5). On the right side of the top bar are a Waffle Button (6) and a user profile icon (7). The main content area features a class banner with the name "3rd hour Science" and an illustration of tools. Below the banner is an "Upcoming" section (8) showing a message "Woohoo, no work due soon!" with a "View all" link. To the right of this is a text input field for sharing updates. At the bottom is a section (9) for viewing class updates and connecting with the class, including a toggle for notifications. A legend at the bottom of the image explains the numbered callouts.

1 Menu of Classes

2 Current Class


3 Announcements Page

4 Assignments 

5 Teacher(s) & Classmates

6 Waffle Button (App Directory)

7 Your account

8 Upcoming Assignments 

9 Updates from your teacher

Navigating Classroom

4

Assignment details

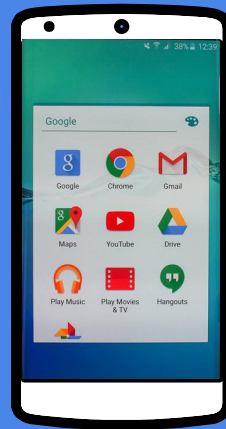
The screenshot shows the Classroom interface with the following numbered callouts:

- 1: Classwork Tab
- 2: View your work
- 3: Google Calendar
- 4: Class Drive folder
- 5: All topics
- 6: Benchmark Tests
- 7: Assignment Title
- 8: Assignment Due Date
- 9: Assignment Status
- 10: Attached files/links
- 11: Click to view assignment

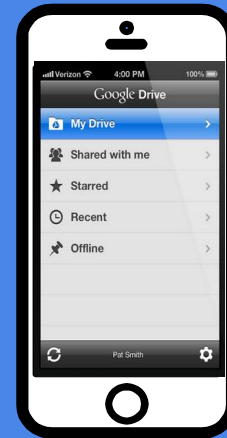
The interface displays the 'Classwork' tab, showing a list of assignments. The 'Benchmark Tests' section includes 'STAR Math Benchmark Test - BOY' due Sep 3. The 'Daily Lesson Files' section shows an assignment 'For the Week of September 2 - 6' due today, with a status of 'Assigned'. Below this, there are four PDF files: 'Day 1 - Multistep Equatio...', 'Day 2 - Variables on Both...', 'Day 3 - Infinite & No Solu...', and 'Day 4 - Algebraic Propor...'.

ACCESS

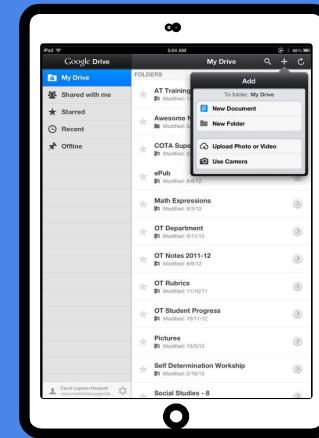
ANYWHERE



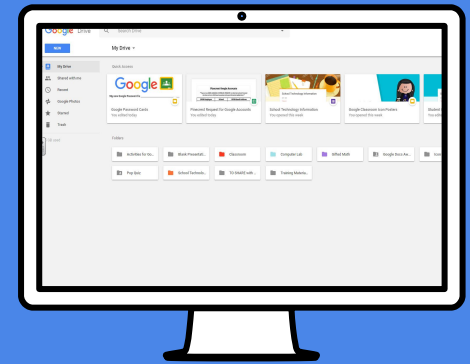
ANDROID



IPHONE



TABLET



DESKTOP



GOOGLE APPS

allow you to edit Google
assignments from
any device that is connected
to the internet!



Download on the
App Store



GET IT ON
Google Play

QUESTIONS?



Email Matt or Grace
Howard-Donlin

chemistrypros@gmail.com

gracemilner@gmail.com

