

Kindergarten Blizzard Bag

Day 5



If you are printing this packet it is because there is no school and this is Blizzard Bag Day 5.

Please complete each section as it covers a day at school. Students should be able to complete each page with adult help only for directions.

Please make sure your name is on each page either at the top or bottom so you can receive full credit.

Remember to also have fun and get outside if it is possible!!!

Draw a detailed picture of your snowman and what caused it to melt.
Complete the sentence. Do you best drawing, coloring and writing.



My snowman melted
because _____

Name: _____

Directions: Color By Code

Code

1 = Brown

2 = White

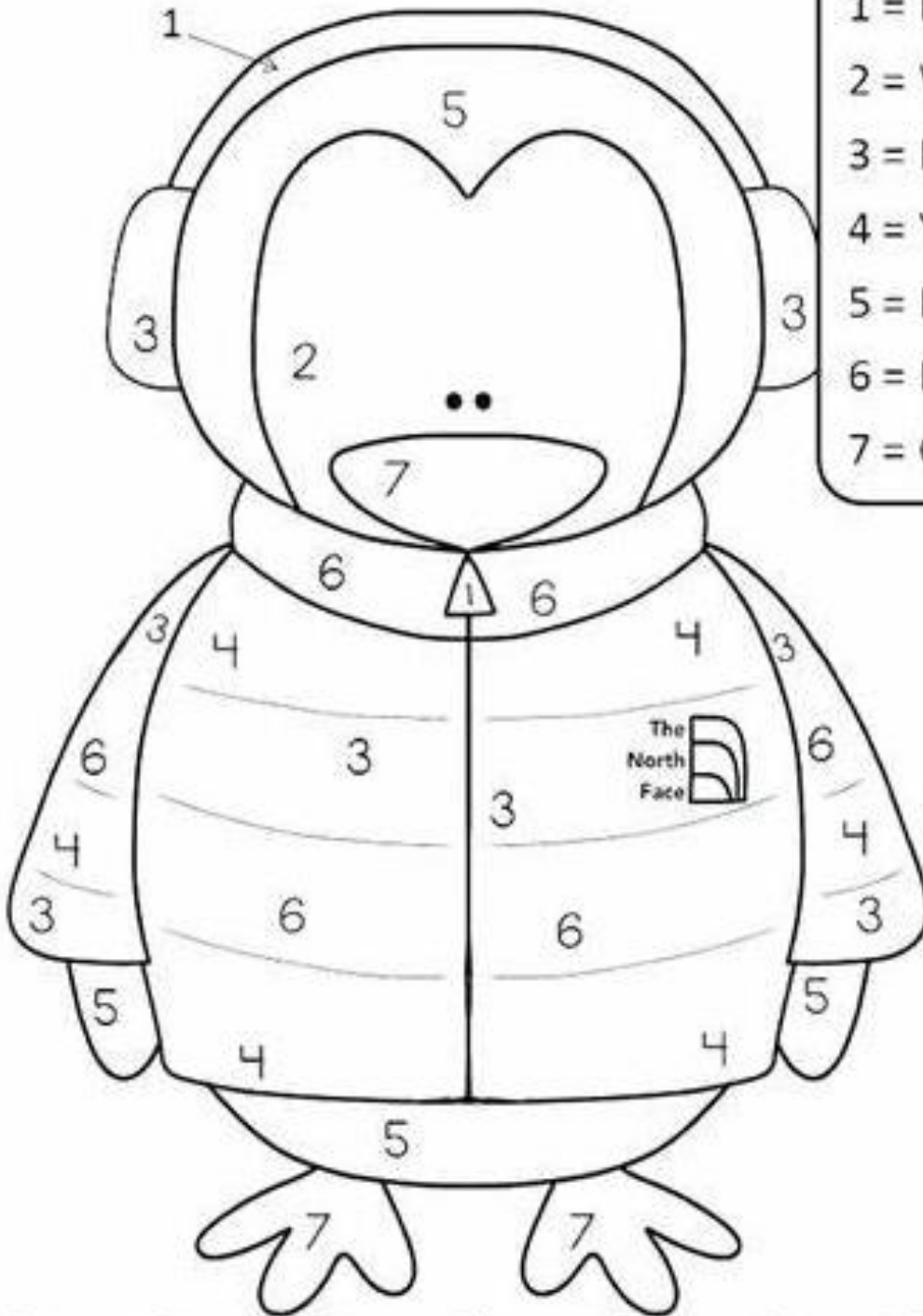
3 = Blue

4 = Yellow

5 = Black

6 = Red

7 = Orange



Name _____

ways to travel in/on snow and ice

Cut and glue the pictures in the correct category.

Travels Only
on Snow or Ice

Does Not Travel Only
on Snow or Ice


©Penley's Pointe Educational Resources







Color, cut and staple the animal squares on the picture at the beginning of the sentence.

Name _____

animals that sleep all winter flip book

Staple	 Bats
sleep all winter.	

 Bears	Staple	Staple	Staple	 Groundhogs	 Frogs	 Snails
---	--------	--------	--------	--	--	--

Name _____

animals that sleep all winter handwriting practice!

Write all five sentences from your *Animals That Sleep All Winter* flip book on the lines below.

1. _____

2. _____

3. _____

4. _____

5. _____

Draw and color a picture of your kind deed today.

Day 5

