

Kindergarten Blizzard Bag

Day 4



If you are printing this packet it is because there is no school and this is Blizzard Bag Day 4.


Please complete each section as it covers a day at school work. Students should be able to complete each page with adult help only for directions.

Please make sure your name is on each page either at the top or bottom so you can receive full credit.









Remember to also have fun and get outside if it is possible!!!

Name _____

Workin' On Syllables



Directions: Look at the picture, clap the syllables, circle the correct number.


| | |
|---|--|
|  1 2 3 |  1 2 3 |
|  1 2 3 |  1 2 3 |
|  1 2 3 |  1 2 3 |
|  1 2 3 |  1 2 3 |

©egriffrh 2014

Color, cut, sort and glue in the correct box.

Syllables Sorting

| | | |
|---|---|---|
| 1 | 2 | 3 |
|---|---|---|



Name: _____ Date: _____



Glue the missing number in the correct box.

| | | | | | | |
|---|----|----|---|----|----|----|
| 1 | 12 | 8 | 9 | 14 | 3 | 13 |
| 7 | 4 | 10 | 2 | 6 | 11 | 5 |

Name: _____


I Can Compare Motion

Directions: Read each sentence, copy the underlined word, out and glue pictures to match, then color.

| | | |
|---|---------------------------|---|
| <input checked="" type="checkbox"/> | READ |  |
| <input type="checkbox"/> | COPY WORD | |
| <input type="checkbox"/> | CUT | |
| <input type="checkbox"/> | MATCH | |
| <input type="checkbox"/> | GLUE | |
| <input type="checkbox"/> | COLOR | |
|  | check boxes when finished | |


The car is fast.

car




The ball rolls down.

ball



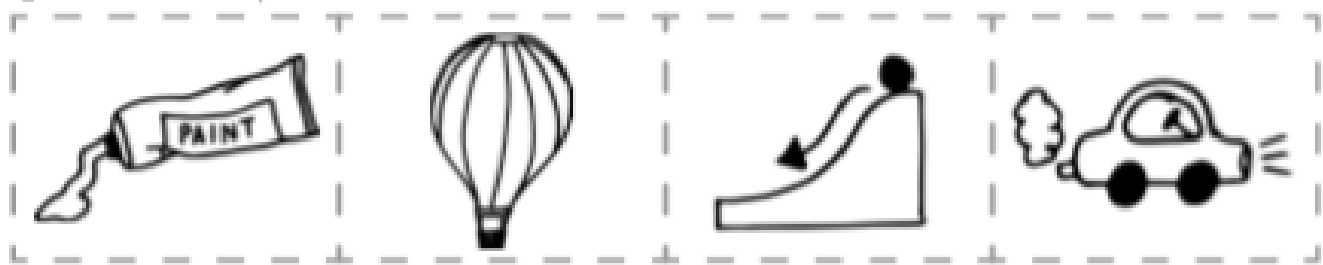

The paint spilled.


paint




The balloon floats.

balloon





My Family



Draw and label the people in
your family

A large, empty rectangular box with a black border, intended for a child to draw and label their family members. The box is centered on the page and occupies most of the lower half of the worksheet.

Color the cross.

Day 4

