



Kindergarten  
Blizzard Bag

Day 3

Name: \_\_\_\_\_

## Direction Page

### \*\* Day 1

#### Religion

- Color the cross by sight words.

#### Science

- Sort living and non-living pictures. Cut and glue in correct column.

#### Handwriting

- Trace and write the days of the week.
- Draw and color a picture of what you do on a Sunday.

#### Phonics


- Match the uppercase and lowercase letters. Cut and paste the lowercase letter to the uppercase letter
- Count syllables. Color, cut and glue the pictures under the correct number of syllables.

#### Math

- Color by numbers.
- Trace the two-dimensional shapes.

# Color By Sight Word

Use the code to color the cross.



new = purple	all = red
want = blue	yes = yellow


# Living and Non-Living Things

All living things must get energy from their environment, show movement, breathe, remove waste, grow, react to the environment, and reproduce.

Examples: Human Being = Living Thing      Chair = Non-Living Thing


Directions: Cut out the pictures at the bottom and organize them below.

<u>Living Things</u>	<u>Non-Living Things</u>



Trace and write the days of the week. Write them one time each.

Monday



Tuesday

Wednesday

Thursday

Friday

Saturday

Sunday



Draw a picture of what you do on Sunday.

Name \_\_\_\_\_



M


P

N

Q

O

R



How many Syllables?




1

2

3

4

1	2	3	4





Name: \_\_\_\_\_ Date: \_\_\_\_\_

# Color by Number

3 = brown	5 = blue
4 = pink	6 = yellow



# TRACE THE SHAPES

---

