



**Kindergarten
Blizzard Bag
Day 2**

Name: _____

Direction Page

** Day 1

Religion

- Color, cut and glue the prayer pieces in order on a blank piece of paper. Use the prayer page to follow the order.

Social Studies

- Cut, match and glue the pictures to the workers. Then color.

Handwriting

- Trace the word then write it once on the line two times.
- Write your first and last names on the last two lines.

Phonics

- Cut and glue the letters to spell the sight words.
- Say and write the beginning letter sound under the picture.

Math

- Color the picture by numbers.
- Match the same shapes correctly then color.

Our Father, who art in Heaven

f

thy kingdom come,

hallowed be thy name;

as it is in Heaven.

and forgive us our trespasses

thy will be done on earth

but deliver us from evil. Amen.

Give us this day our daily bread;

and lead us not into temptation,

as we forgive those
who trespass against us;

Our Father, who art in Heaven
hallowed be thy name;
thy kingdom come,
thy will be done on earth
as it is in Heaven.

Give us this day our daily bread;
And forgive us our trespasses
As we forgive those who trespass against us;
And lead us not into temptation,
but deliver us from evil. Amen

Name _____

Labor Day
Community workers







Tools of the Trade




Cut.



Glue to match the pictures with the workers.

<p>baker</p> 	<p>farmer</p> 	<p>doctor</p> 
<p>postal worker</p> 	<p>firefighter</p> 	<p>Bonus Box: On the back of this paper, draw a picture of a worker who may use the tools below. Then label your picture.</p> 



Student Name: _____

High-Frequency Words

the

am

he

it

to

Student Name: _____

High-Frequency Words

at

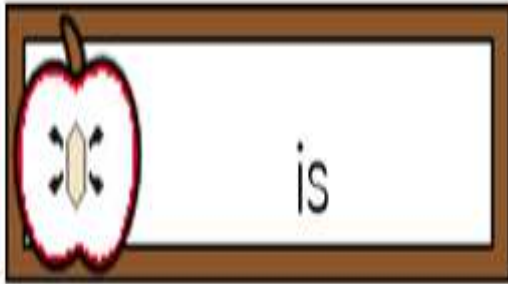
have

is

Name _____



--	--	--	--



--	--



--	--	--	--	--	--



r	e	a	i	u	p
v	p	s	l	e	h

Name _____

Write Cc, Pp, or Mm

























Name: _____

Date: _____

Color by Number

1 = green	3 = yellow
2 = brown	4 = pink



Shapes

Name: _____

Draw lines to connect the same shapes.

