

Fourth Grade Blizzard Bag Day 1



FOURTH GRADE

BLIZZARD BAG

DIRECTIONS

Happy snow day #1!!! ❄️

I hope you have a fun day but let's get some work done so you can get outside and enjoy the snow!

Be sure to follow the directions on each worksheet. You are expected to do your best 4th grade work that includes neat handwriting. Each assignment will be turned in for a grade.

Reading:

Read the story "Snow Day"

Do the three worksheets that follow the story.

You will need to go back to the story to help you answer some of the questions.

Grammar:

Plural Nouns (2 worksheets)

Math:

2 worksheets

- standard form and expanded form
 - rounding
 - subtraction

*(Be careful to form your numbers neatly...
.if I cannot read it----it will be marked incorrect)*

Science:

Word Search
(Human Body)

Remember to take time to study for any upcoming tests or quizzes. If you have a book to read or a book report due, today might be a good day to work on it.

Snow Day!

Emma pulled the blanket to her chin, feeling the cold draft from her bedroom window through the haze of early morning sleep. She wasn't quite awake, or fully asleep, she drifted between both worlds snuggling deeper into her thick blanket and soft pillow. After a while the morning sun was too bright to ignore. She lay still and tried to hold on to the last images of her dream, but they were gone before she could remember the details. She opened her eyes and yawned. Something was different this morning. She tried to think of a reason. It was Thursday. There was nothing special about Thursdays. It was school as usual, piano practice afterward, a regular day.

Emma sat up in bed and blinked a few times to adjust to the bright sunshine streaming into her room. It was so quiet. Not only in the house, but outside as well. That was it! She scrambled from bed, the icy floor boards penetrated her wool socks making her shiver, and ran to look outside. She squealed and thumped on the windowpane when she saw the scene before her.

The front yard was under a blanket of snow so deep the shrubs had been swallowed up, and the street had disappeared. The storm everyone was waiting for had come during night. The world outside her window had been transformed into a winter wonderland. There was no morning traffic, or neighbors leaving for work, there was nothing but the occasional chirping of winter birds delighted with their new playground.

Emma's window soon fogged over and she had to wipe it clean to see again. A brilliant red Cardinal swooped down from the tree branch it was perched on and began to root around in the snow. Soon more birds joined him. The black and white Chickadees, the playful brown Sparrows and a group of rowdy Black birds clamored at the base of the tree.

Emma knew her mother had a fondness for the winter birds and fed them regularly throughout the season. The snow had not daunted them, the birds dug with their sharp beaks for the seeds that had fallen from the feeder hanging on the branch above.

Emma found her slippers at the foot of her bed, grabbed her pink housecoat hanging on the back of her door and padded to the kitchen.

Her mother sat at the oak table reading a book. She looked up when she saw Emma, and after taking a sip of tea from the oversized mug she smiled and said, "Snow day."

Emma grinned. "No school!"

Twenty minutes later she was bundled up in her pink and white snowsuit, with thick heavy mittens and a wool cap that also covered her chin.

"You look like a snowman," her mother laughed. She was busy tugging on her little brother's boots.

"Are you ready, Simon?" Emma gave him a high five through their mittens.

"Ready!" Simon tried to jump up and down but he was wearing too many layers that he ended up falling backward.

"Good thing you're so cushiony," said Emma pulling him up.

They went out to the front yard wading through the drifting snow. Emma picked up a clump of snow and packed it tightly together. She handed it to Simon.

"Start rolling."

Simon pushed the snowball through the snow squealing when it started growing. Emma went to work on another ball. She packed the snow and rolled it around the yard. Soon she had a giant ball. She rolled it to the center of the yard then packed snow at the base of it so it wouldn't move. Simon heaved his ball over for Emma to put on top of hers.

"Wow, Simon, good job. This one's heavy!" With his help they hoisted the second ball of snow onto the first one. "Now for the head."

It didn't take long to build the head. When they were finished the snowman was taller than Emma. She broke off two branches for the lowest limb of the tree, and stuck them in for arms.

"Use my hat," Simon cried, but Emma knew her mother wouldn't want him to get cold. She went into the garage and rummaged around the winter bin for what she needed.

"Dad won't miss this." Emma pulled out a blue cap with white snowflakes on it, and a matching scarf then hurried over to dress the snowman.

"I've got something for you," called their mother from the front door. She was holding out a carrot, two chocolate cookies and a string of licorice.

"I'm not hungry, mommy." Simon said.

Emma chuckled. "It's for the snowman, silly. A carrot for his nose, two cookies for eyes and a nice red licorice smile!"

Visualization



Reread the passage, Snow Day. Step into the story and list what you experienced using your senses. Then draw a scene from the story that you visualized in your mind while reading.

I See...


I Hear...

I Taste...


I Feel...

I Smell...

My Visualization



Vocabulary



Reread the passage, Snow Day. Circle at least 3 words and fill out the vocabulary diagram below. These should be 4th grade words.

Word

Picture

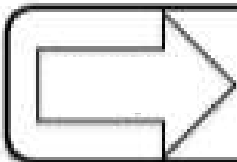
My Sentence

		<hr/> <hr/> <hr/>
--	--	-------------------

		<hr/> <hr/> <hr/>
--	--	-------------------

		<hr/> <hr/> <hr/>
--	--	-------------------

Comprehension



Reread the passage, Snow Day. Use the evidence from the text to answer the following questions.

1. What is the main idea of this passage? _____

2. Identify three details that support the main idea.

- _____
- _____
- _____

3. How was this Thursday different from other Thursdays for Emma? _____

4. How did Emma feel when she first woke up in the morning? Why? _____

5. Cite evidence from the text that shows you that it was cold outside. _____

6. What does the author mean when he writes, "the icy floor boards penetrated her wool socks" in the second paragraph?

Name: _____

Plural Nouns



Many singular nouns can be made plural by simply adding *s*.

examples: **astronaut - astronauts** **rocket - rockets**

Write the plural of each noun below by adding the letter *s*.

1. lion - _____ 2. bubble - _____

3. building - _____ 4. rainbow - _____

5. phone - _____ 6. movie - _____

Nouns ending in *x*, *z*, *s*, *sh* and *ch* form the plural by adding an *es* to the end.

examples: **couch - couches** **lens - lenses**

Write the plural of each noun below by adding the letters *es*.

7. fox - _____ 8. dish - _____

9. bus - _____ 10. wish - _____

11. wrench - _____ 12. ax - _____

When a noun ends with a consonant followed by the letter *y*, change the *y* to an *i* and add *es*.

examples: **penny - pennies** **party - parties**

Write the plural of each noun below.

13. library - _____ 14. puppy - _____

15. kitty - _____ 16. family - _____

17. story - _____ 18. cherry - _____

When a noun ends with a vowel followed by the letter y, just add the letter s.

examples: monkey - **monkeys**

key - keys

Write the plural of each noun below.

19. donkey - _____

20. ray - _____

21. toy - _____

22. alley - _____

23. tray - _____

24. turkey - _____

When a noun ends with the letter(s) f or fe, change the f or fe to an v and add es.

examples: **shelf - shelves**

knife - knives

Write the plural of each noun below.

25. loaf - _____

26. thief - _____

27. life - _____

28. calf - _____

Sometimes a plural noun is formed by changing the vowels, or by adding a different ending

examples: **tooth - teeth**

child - children

Write the plural of each noun below.

29. person - _____

30. goose - _____

31. foot - _____

32. woman - _____

33. mouse - _____

34. man - _____

Sometimes a word does not change at all when it becomes plural.

examples: **fish - fish**

shrimp - shrimp

Write the plural of each noun below.

35. moose - _____

36. sheep - _____

37. deer - _____

38. corn - _____

39. aircraft - _____

40. gold - _____

Name _____

Write each number in expanded form.

1) $68 =$ _____

2) $961,880 =$ _____

3) $915,040 =$ _____

4) $805 =$ _____

5) $6,240 =$ _____

6) $24 =$ _____

Write Each Number in Standard Form.

7) $70 + 4 =$ _____

8) $700 + 30 =$ _____

9) $4000 + 200 + 60 + 6 =$ _____

10) $700,000 + 8,000 + 400 + 10 + 1 =$ _____

11) $500,000 + 80,000 + 900 + 80 =$ _____

12) $6,000 + 800 + 9 =$ _____

Rounding Worksheet

Round to the place value given. Remember to look to the number to the right. If the number to the right is 0-4 the number will stay the same. If the number to the right is 5-9 it will round up. Everything after the rounded place will turn to zeros. Everything before the rounded place stays the same.

Ex. Round 7,438,832 to the nearest ten thousand. 3 is in the ten thousands place. There is an 8 in the thousands place so the 8 rounds the 3 to a 4. Remember to underline the place value that you are rounding and draw an arrow BACK to find out if you round up or down.

Answer would be 7,440,000

Round to the nearest hundred:

5214 _____

4968 _____

95,931 _____

55,981 _____

Round to the nearest ten thousand:

49,185 _____

93,554 _____

770,712 _____

44,881 _____

Round to the nearest thousand:

4177 _____

811,926 _____

35,063 _____

494,841 _____

Round to the nearest hundred thousand:

105,644 _____

5,214,652 _____

287,553 _____

1,354,277 _____

Name: _____

Class: _____

Subtraction

Find the difference.

$$\begin{array}{r} 1. \quad 8,232 \\ - \quad 940 \\ \hline \\ \hline \end{array}$$

$$\begin{array}{r} 2. \quad 9,908 \\ - \quad 3,763 \\ \hline \\ \hline \end{array}$$

$$\begin{array}{r} 3. \quad 3,588 \\ - \quad 2,491 \\ \hline \\ \hline \end{array}$$

$$\begin{array}{r} 4. \quad 3,727 \\ - \quad 2,571 \\ \hline \\ \hline \end{array}$$

$$\begin{array}{r} 5. \quad 3,861 \\ - \quad 1,181 \\ \hline \\ \hline \end{array}$$

$$\begin{array}{r} 6. \quad 7,060 \\ - \quad 5,990 \\ \hline \\ \hline \end{array}$$

$$\begin{array}{r} 7. \quad 1,526 \\ - \quad \quad 651 \\ \hline \\ \hline \end{array}$$

$$\begin{array}{r} 8. \quad 9,687 \\ - \quad 6,294 \\ \hline \\ \hline \end{array}$$

$$\begin{array}{r} 9. \quad \quad 260 \\ - \quad \quad 170 \\ \hline \\ \hline \end{array}$$

$$\begin{array}{r} 10. \quad 5,300 \\ - \quad 1,910 \\ \hline \\ \hline \end{array}$$

$$\begin{array}{r} 11. \quad 3,754 \\ - \quad 2,794 \\ \hline \\ \hline \end{array}$$

$$\begin{array}{r} 12. \quad 2,433 \\ - \quad \quad 392 \\ \hline \\ \hline \end{array}$$

$$\begin{array}{r} 13. \quad 1,180 \\ - \quad \quad 790 \\ \hline \\ \hline \end{array}$$

$$\begin{array}{r} 14. \quad 7,621 \\ - \quad 2,271 \\ \hline \\ \hline \end{array}$$

$$\begin{array}{r} 15. \quad 2,440 \\ - \quad \quad 250 \\ \hline \\ \hline \end{array}$$

$$\begin{array}{r} 16. \quad \quad 227 \\ - \quad \quad 170 \\ \hline \\ \hline \end{array}$$

$$\begin{array}{r} 17. \quad 3,288 \\ - \quad 1,291 \\ \hline \\ \hline \end{array}$$

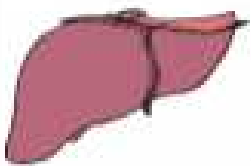
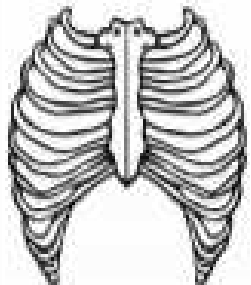
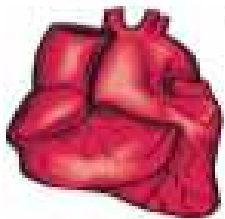
$$\begin{array}{r} 18. \quad 4,933 \\ - \quad 3,552 \\ \hline \\ \hline \end{array}$$

$$\begin{array}{r} 19. \quad 5,430 \\ - \quad \quad 740 \\ \hline \\ \hline \end{array}$$

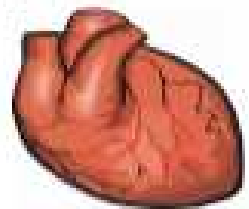
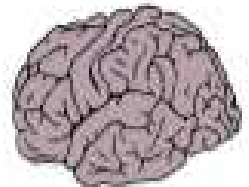
$$\begin{array}{r} 20. \quad 9,422 \\ - \quad 7,592 \\ \hline \\ \hline \end{array}$$

Name: _____

Human Body Word Search Puzzle



L N C E N X H H R A M E P A S
U I O I N C I I E U U A L E E
N P E S A I B D S A N R E H V
G V D M E S P C N C R S S C R
S T O N S I L S R E M T O A E
D T B E Y E S E R O P I P R N
S Y R E T R A S U I F P H T U
S E N I T S E T N I L L A M S
S E N O B F H G S K H L G E N
G L A N D S L W P J I Y U F I
T N E M A G I L L V O D S P K
L A R G E I N T E S T I N E S
B L O O D U E R E Q B H N E J
N I A R B F G H N U V Z V T Y



APPENDIX

ARTERY

BLOOD

BONES

BRAIN

EARS

ESOPHAGUS

EYES

GLANDS

HEART

JOINT

KIDNEY

LARGE INTESTINE

LIGAMENT

LIVER

LUNGS

MOUTH

MUSCLE

NERVES

NOSE

PANCREAS

RIBS

SKIN

SMALL INTESTINE

SPINE

SPLEEN

STOMACH

TONSILS

TRACHEA

VEIN