

BLIZZARD BAG - DAY 3

1. **Spelling** - Create your own sentences using each spelling word. You should have at least fifteen sentences with each spelling word underlined. Extra credit if you create sentences for the bonus words.
2. **Reading** - Read the story Mini-Vacation and complete the questions. Then think about a vacation spot you would like to visit and write a detailed paragraph explaining where and why you would like to go there.
3. **Math** - complete the 0-5 multiplication worksheet. Then take the timed quiz to see how many you can complete correctly. There are times 12 so challenge yourself and do the best you can!
4. **Writing/Art** - color and build the Holiday Diorama. Then create a short story to go along with the scene. Be sure to include the beginning, middle, and end. Don't forget to have a problem and solution. Your writing should be at least three paragraphs long.



Mini-Vacation

by Kelly Hashway

Lauren sat on her front porch, staring at her neighbors across the street. They were packing their car for their yearly vacation to Florida. Lauren wished her family would take vacations. But every summer it was the same thing—sitting at home and wishing she had a pool or that she was anywhere but here.



"What's up, Laur?" her brother, Mark, asked, sitting next to her.

"Nothing."

"Then why are you glaring at the Sandersons?"

"I'm wishing my last name was Sanderson. Then I'd be on my way to Florida instead of sitting here for another boring summer." Lauren watched as the family piled into the car. Even their little terrier, Shamus, was going along for the trip. "Look, the dog gets a vacation, but I don't."

"Stop feeling sorry for yourself. You know Mom and Dad can't get time off work like Mr. and Mrs. Sanderson can. And don't go sulking around Mom and Dad, either. You'll just make them feel bad." Mark stood up and went to shoot hoops in the driveway.

Lauren stared after the blue car leaving the block, carrying the Sandersons to paradise.

"Wishing that was you?" Dad asked, coming out of the house.

Lauren jumped. Mark had said not to mention it, but Lauren couldn't lie to her dad's face. "A little."

Dad sat down on the porch. "Tell you what. I think I could rearrange my schedule and take a long weekend. We wouldn't be able to go anywhere far like Florida, but we could go to Cape May. It's only about three hours from here."

Lauren's face lit up. "Really?"

"Keep in mind it will only be a long weekend," Dad said. The Sandersons were always gone for two weeks.

"But we'd get to go to the beach, right? Go swimming, shopping, walking on the boardwalk?"


"Sure. What do you think?" Dad looked hopeful. Lauren knew he was doing this for her.

"Is it really okay for you to take time off?"

Dad leaned close and whispered, "Between you and me, I was kind of wishing I could stow away with the Sandersons too. But since they're already gone, I guess we can settle for a mini-vacation. That is if you won't be too disappointed."

Lauren smiled. She and her dad were a lot alike. "I think it sounds like the greatest mini-vacation ever."

About the Author



Kelly Hashway's latest book, *May the Best Dog Win*, is now available!

Dash has the perfect life until the Super Sweeper 5000 shows up. Sweeper runs all over the house sucking up the leftover food scraps, and he even gets his own room! But Dash won't give up his place as the favorite dog without a fight.

Hashway, Kelly. *May the Best Dog Win*. ISBN: 9780984589081

Mini-Vacation

by Kelly Hashway



1. Who is Mark?
 - a. Lauren's neighbor from across the street.
 - b. Lauren's best friend.
 - c. Lauren's brother.
 - d. Lauren's father.

2. According to the information in the story, why doesn't Lauren's family go on vacation often?

3. Mark told Lauren not to sulk in front of her mother and father. What does the word sulk mean?
 - a. treat people badly
 - b. to make someone feel bad
 - c. to beg for something you can't have
 - d. to act gloomy and disappointed

4. Why did Mark tell Lauren not to sulk in front of her parents?

5. Lauren's dad said, "Between you and me, I was kind of wishing I could stow away with the Sandersons."
What do the words "stow away" mean?
 - a. to follow someone who is traveling long distances
 - b. to ask someone to invite you along on a trip
 - c. to pay someone for a ride to a faraway place
 - d. to hide in a car, ship, train or plane so you can get a free trip

Name: _____

Skip Count Multiplication: 1-5

Count by 1s

1, 2, _____, _____, _____, _____, _____, _____, _____, _____, _____, 11, _____

$1 \times 5 = \underline{\quad}$

$1 \times 6 = \underline{\quad}$

$1 \times 7 = \underline{\quad}$

$1 \times 12 = \underline{\quad}$

Count by 2s

2, 4, _____, _____, _____, _____, _____, _____, _____, _____, _____, 22, _____

$2 \times 1 = \underline{\quad}$

$2 \times 2 = \underline{\quad}$

$2 \times 3 = \underline{\quad}$

$2 \times 4 = \underline{\quad}$

$2 \times 10 = \underline{\quad}$

$2 \times 12 = \underline{\quad}$

$2 \times 7 = \underline{\quad}$

$2 \times 8 = \underline{\quad}$

Count by 3s

3, 6, _____, _____, _____, _____, _____, _____, _____, _____, _____, 33, _____

$3 \times 3 = \underline{\quad}$

$3 \times 4 = \underline{\quad}$

$3 \times 5 = \underline{\quad}$

$3 \times 6 = \underline{\quad}$

$3 \times 9 = \underline{\quad}$

$3 \times 12 = \underline{\quad}$

$3 \times 2 = \underline{\quad}$

$3 \times 11 = \underline{\quad}$

Count by 4s

4, 8, _____, _____, _____, _____, _____, _____, _____, _____, _____, 44, _____

$4 \times 4 = \underline{\quad}$

$4 \times 5 = \underline{\quad}$

$4 \times 6 = \underline{\quad}$

$4 \times 7 = \underline{\quad}$

$4 \times 12 = \underline{\quad}$

$4 \times 9 = \underline{\quad}$

$4 \times 8 = \underline{\quad}$

$4 \times 3 = \underline{\quad}$

Count by 5s

5, 10, _____, _____, _____, _____, _____, _____, _____, _____, _____, 55, _____

$5 \times 3 = \underline{\quad}$

$5 \times 4 = \underline{\quad}$

$5 \times 5 = \underline{\quad}$

$5 \times 6 = \underline{\quad}$

$5 \times 12 = \underline{\quad}$

$5 \times 10 = \underline{\quad}$

$5 \times 1 = \underline{\quad}$

$5 \times 9 = \underline{\quad}$

Name: _____

Date: _____



Level: D

Skill: 0 - 5

- | | |
|---------------------------|---------------------------|
| 1. $5 \times 4 =$ _____ | 26. $3 \times 3 =$ _____ |
| 2. $4 \times 12 =$ _____ | 27. $5 \times 8 =$ _____ |
| 3. $3 \times 1 =$ _____ | 28. $2 \times 4 =$ _____ |
| 4. $5 \times 6 =$ _____ | 29. $3 \times 4 =$ _____ |
| 5. $4 \times 2 =$ _____ | 30. $2 \times 5 =$ _____ |
| 6. $12 \times 3 =$ _____ | 31. $5 \times 1 =$ _____ |
| 7. $4 \times 9 =$ _____ | 32. $3 \times 8 =$ _____ |
| 8. $2 \times 6 =$ _____ | 33. $5 \times 12 =$ _____ |
| 9. $11 \times 3 =$ _____ | 34. $4 \times 8 =$ _____ |
| 10. $5 \times 5 =$ _____ | 35. $2 \times 12 =$ _____ |
| 11. $3 \times 7 =$ _____ | 36. $5 \times 0 =$ _____ |
| 12. $4 \times 10 =$ _____ | 37. $2 \times 1 =$ _____ |
| 13. $2 \times 8 =$ _____ | 38. $5 \times 7 =$ _____ |
| 14. $4 \times 6 =$ _____ | 39. $4 \times 11 =$ _____ |
| 15. $2 \times 7 =$ _____ | 40. $5 \times 11 =$ _____ |
| 16. $4 \times 1 =$ _____ | 41. $2 \times 3 =$ _____ |
| 17. $5 \times 9 =$ _____ | 42. $2 \times 11 =$ _____ |
| 18. $3 \times 5 =$ _____ | 43. $4 \times 5 =$ _____ |
| 19. $3 \times 10 =$ _____ | 44. $3 \times 2 =$ _____ |
| 20. $2 \times 10 =$ _____ | 45. $2 \times 9 =$ _____ |
| 21. $4 \times 0 =$ _____ | 46. $5 \times 2 =$ _____ |
| 22. $5 \times 3 =$ _____ | 47. $4 \times 3 =$ _____ |
| 23. $3 \times 6 =$ _____ | 48. $9 \times 3 =$ _____ |
| 24. $4 \times 7 =$ _____ | 49. $3 \times 0 =$ _____ |
| 25. $0 \times 1 =$ _____ | 50. $5 \times 10 =$ _____ |

Time: _____ Score: _____

Name: _____

Date: _____



Level: D

Skill: 0 - 5

- | | |
|---------------------------|---------------------------|
| 1. $5 \times 4 =$ _____ | 26. $3 \times 3 =$ _____ |
| 2. $4 \times 12 =$ _____ | 27. $5 \times 8 =$ _____ |
| 3. $3 \times 1 =$ _____ | 28. $2 \times 4 =$ _____ |
| 4. $5 \times 6 =$ _____ | 29. $3 \times 4 =$ _____ |
| 5. $4 \times 2 =$ _____ | 30. $2 \times 5 =$ _____ |
| 6. $12 \times 3 =$ _____ | 31. $5 \times 1 =$ _____ |
| 7. $4 \times 9 =$ _____ | 32. $3 \times 8 =$ _____ |
| 8. $2 \times 6 =$ _____ | 33. $5 \times 12 =$ _____ |
| 9. $11 \times 3 =$ _____ | 34. $4 \times 8 =$ _____ |
| 10. $5 \times 5 =$ _____ | 35. $2 \times 12 =$ _____ |
| 11. $3 \times 7 =$ _____ | 36. $5 \times 0 =$ _____ |
| 12. $4 \times 10 =$ _____ | 37. $2 \times 1 =$ _____ |
| 13. $2 \times 8 =$ _____ | 38. $5 \times 7 =$ _____ |
| 14. $4 \times 6 =$ _____ | 39. $4 \times 11 =$ _____ |
| 15. $2 \times 7 =$ _____ | 40. $5 \times 11 =$ _____ |
| 16. $4 \times 1 =$ _____ | 41. $2 \times 3 =$ _____ |
| 17. $5 \times 9 =$ _____ | 42. $2 \times 11 =$ _____ |
| 18. $3 \times 5 =$ _____ | 43. $4 \times 5 =$ _____ |
| 19. $3 \times 10 =$ _____ | 44. $3 \times 2 =$ _____ |
| 20. $2 \times 10 =$ _____ | 45. $2 \times 9 =$ _____ |
| 21. $4 \times 0 =$ _____ | 46. $5 \times 2 =$ _____ |
| 22. $5 \times 3 =$ _____ | 47. $4 \times 3 =$ _____ |
| 23. $3 \times 6 =$ _____ | 48. $9 \times 3 =$ _____ |
| 24. $4 \times 7 =$ _____ | 49. $3 \times 0 =$ _____ |
| 25. $0 \times 1 =$ _____ | 50. $5 \times 10 =$ _____ |

Time: _____ Score: _____

My Winter Holiday Diorama

Directions:

Step 1: Color the backdrop and base for the diorama.

Step 2: Color the cut outs. Be sure to write your name on the sign.


Step 3: Carefully fold the backdrop and base along the **dotted line**.

Step 4: Carefully cut out the pieces along the **dotted lines**.

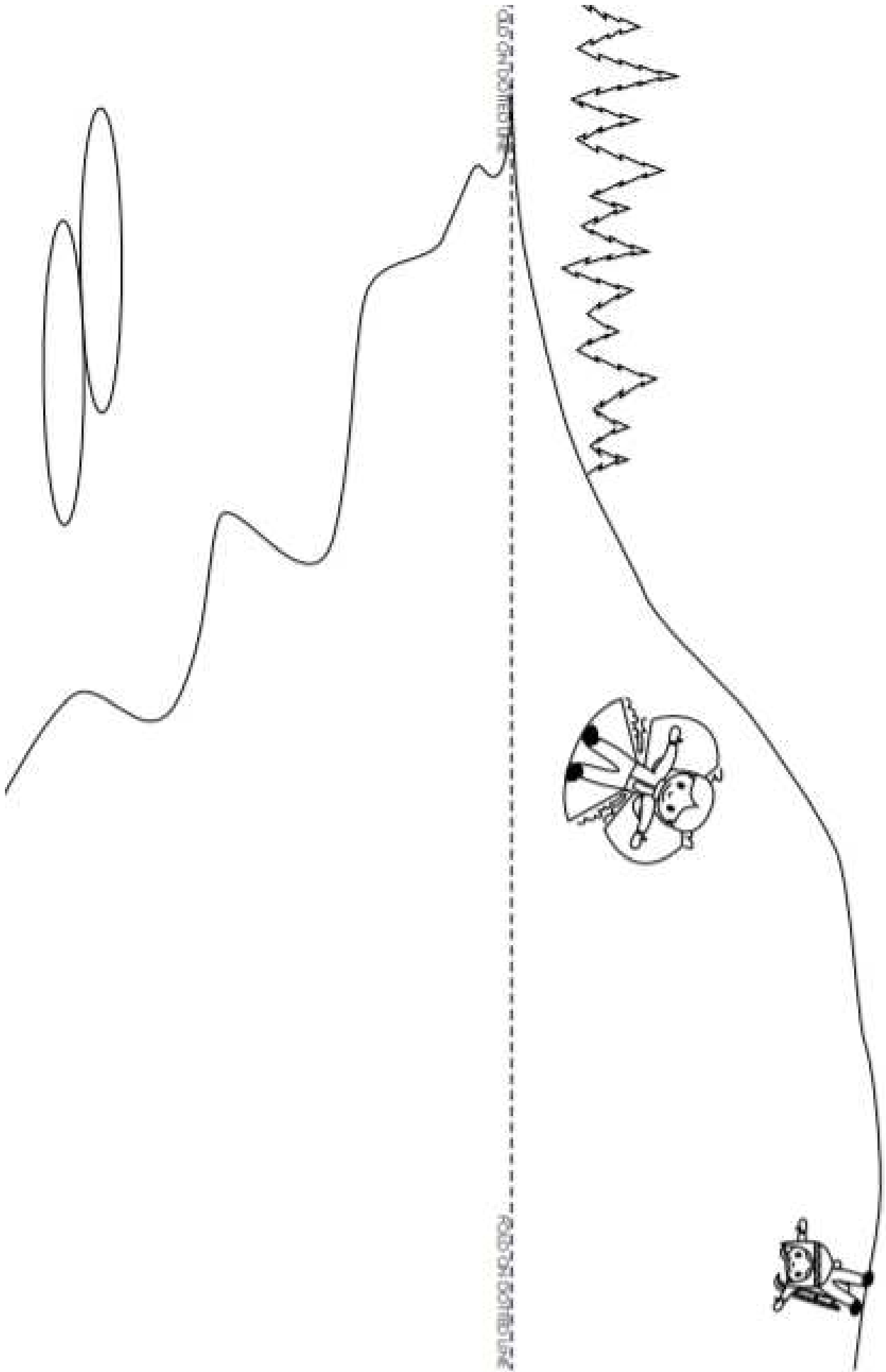
Step 5: Fold the tabs on the cut outs **backward**.

Step 6: Glue the tabs on each piece to the base of the diorama:

- Glue the sign to the back of the backdrop making sure it can be seen and read.
- Glue the girl and boy with skates onto the ice section of the base.
- Glue all other cut outs on the base in front of the backdrop.

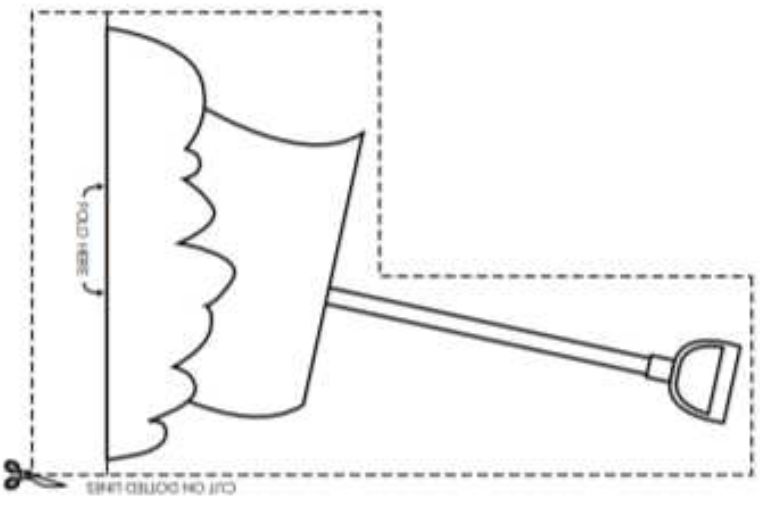
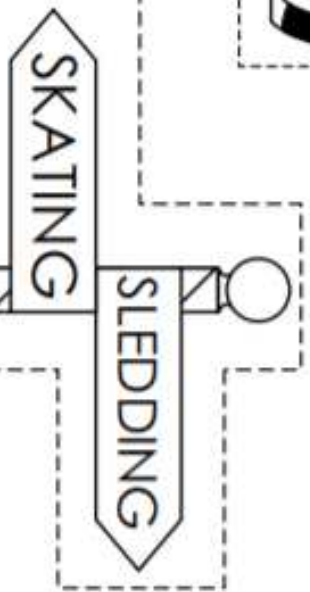
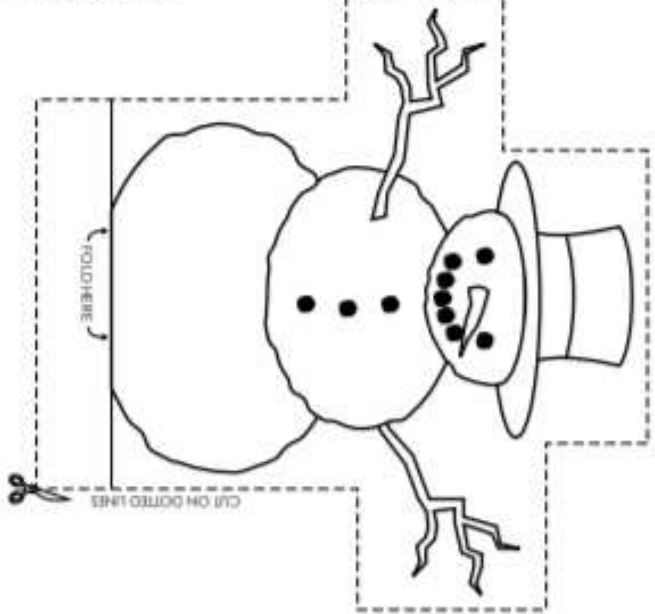
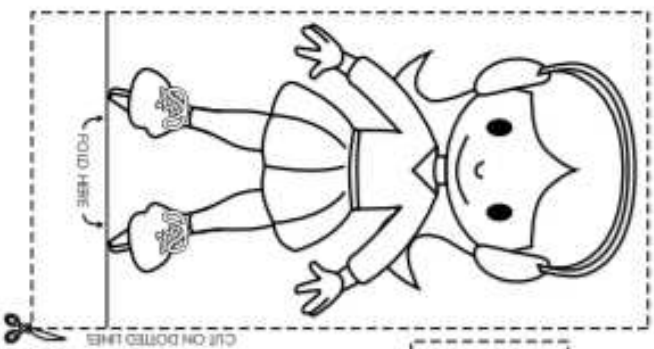
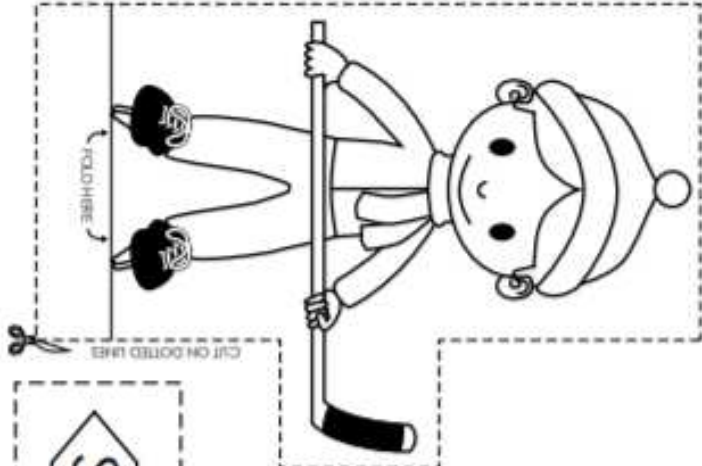



***Note to teachers:** For best results, reproduce the graphics pages on card stock.



1. 2. 3. 4. 5. 6. 7. 8. 9. 10. 11. 12. 13. 14. 15. 16. 17. 18. 19. 20. 21. 22. 23. 24. 25. 26. 27. 28. 29. 30. 31. 32. 33. 34. 35. 36. 37. 38. 39. 40. 41. 42. 43. 44. 45. 46. 47. 48. 49. 50. 51. 52. 53. 54. 55. 56. 57. 58. 59. 60. 61. 62. 63. 64. 65. 66. 67. 68. 69. 70. 71. 72. 73. 74. 75. 76. 77. 78. 79. 80. 81. 82. 83. 84. 85. 86. 87. 88. 89. 90. 91. 92. 93. 94. 95. 96. 97. 98. 99. 100.

101. 102. 103. 104. 105. 106. 107. 108. 109. 110. 111. 112. 113. 114. 115. 116. 117. 118. 119. 120. 121. 122. 123. 124. 125. 126. 127. 128. 129. 130. 131. 132. 133. 134. 135. 136. 137. 138. 139. 140. 141. 142. 143. 144. 145. 146. 147. 148. 149. 150. 151. 152. 153. 154. 155. 156. 157. 158. 159. 160. 161. 162. 163. 164. 165. 166. 167. 168. 169. 170. 171. 172. 173. 174. 175. 176. 177. 178. 179. 180. 181. 182. 183. 184. 185. 186. 187. 188. 189. 190. 191. 192. 193. 194. 195. 196. 197. 198. 199. 200.



Write your name on the line above.

Glue this tab to the back of the display. Make sure to glue it high enough to show over the top of the scene.

My Winter
Holiday

by _____

CUT ON DOTTED LINES