


Name: _____

SECOND GRADE

BLIZZARD BAG DAY 1



Name: _____

Direction Page

** Day 1

Reading

- Read SnowFlowers
- Complete the worksheets about Snow Flowers

Writing

- Write a story about a snowman that would not melt. Write at least 10 sentences. Be sure to use capital letters and end marks!
- Illustrate your story
- Sequence page on how to build a snowman
- Write a paragraph to describe what's going on in the sequence pictures. ***Use ordering words, such as first, then, after that, next, last, or finally.***

Math

- 2 digit subtraction (no regrouping) tree page

Science

- Weather Worksheet

Religion/Handwriting

- Copy "The Sign of the Cross" prayer in your best manuscript handwriting.

Name: _____

Snow Flowers

by Anita Amin

One snowy afternoon, Mom picked up Eve from school. When they reached home, they raced inside.

“Snow, snow, snow.” Mom stomped her boots and shook snow off of them. “I’m tired of snow. I miss sunshine. I miss flowers. I miss birds.”

“I know,” Eve said. She dropped her book bag on the floor. “But I love snow. I think I’ll play outside for a while.” She ran back outside.

Eve had fun in the snow with her friends. They threw snowballs. They built snow forts. They made snowmen. They even went sledding.

Then Eve felt cold and came back inside.

“Here you go,” Mom said. She handed Eve a mug of hot chocolate.

“I love hot chocolate!” Eve took a sip and smiled.

Mom smiled and left.

Mom always takes care of me, Eve thought. I wish I could give her a gift.

But Eve didn’t know what to give Mom. Eve couldn’t give sunshine. And there were no flowers outside to pick. And she didn’t have money to buy a bird.

Eve had an idea. She took out a sheet of white paper. Then Eve opened her pencil box, took out a sharp pencil, and began to draw flowers on the paper.

She smiled and said, “I can give Mom flowers after all!”

Name: _____

Next, she painted some of the flowers orange, some red, and some yellow. She cut them out.

Next, Eve found some drinking straws with green stripes. “These will make good stems.” Eve taped a straw to the back of each flower. Finally, Eve tied a ribbon around the stems.

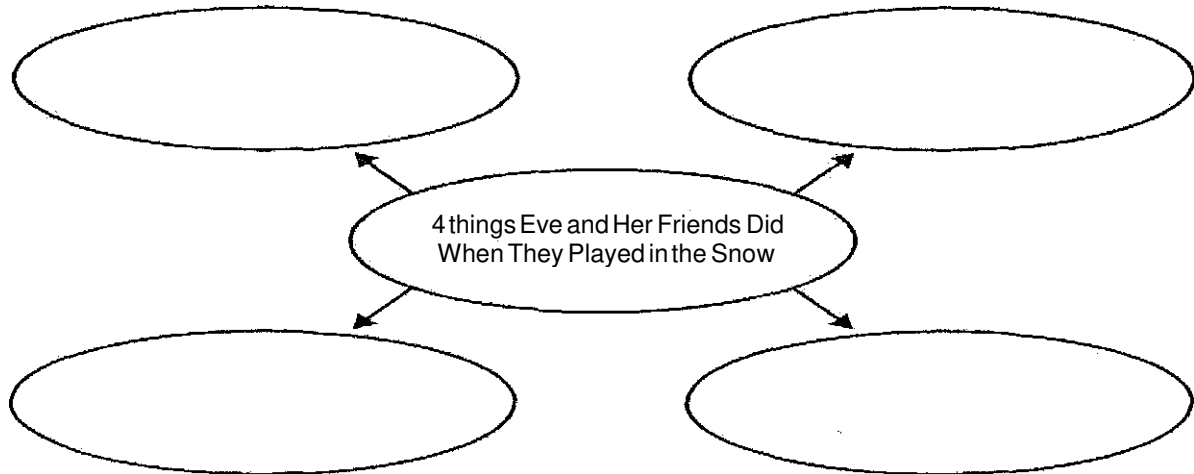
She carried the flowers to Mom.

“Why, these are the loveliest flowers I’ve ever seen!” Mom put them in a vase near a window. “They even make the snow seem cheery!”

Name: _____

Worksheet on "Snow Flowers"

1. Complete the graphic organizer.



2. Circle the things Eve used to make the flowers.
Cross out the things that Eve did not use.

markers	paper	pencils	ribbon
straws	dry pasta	paint	string

3. Where did Eve's mom put the flowers?

- a) by the window
- b) next to her bed
- c) on the kitchen table
- d) outside by the snowman

4. Which sentence about Eve's mom is probably true?

- a.) Winter is her favorite season.
- b.) She likes warm weather.
- c.) She likes to play outside with Eve.
- d.) She enjoys watching the snow fall.

Name: _____

Snow Flowers

Draw straight lines to match each vocabulary word on the left with the definition on the right.

- | | |
|--------------|-----------------------------------|
| 1. raced * | * thin tubes for drinking |
| 2. mug * | * happy and cheerful |
| 3. straws * | * banged your feet in a noisy way |
| 4. crayons * | * cup for hot drinks |
| 5. cheery * | * hurried; rushed |
| 6. stomped * | * sticks made of colored wax |

N

Name _____

Decorative border with snowflakes and butterflies. The page contains 18 horizontal lines for writing, with a snowman illustration at the bottom left.



Name: _____

Illustrate Your Story

Name: _____

Snowman

Color and cut out the pictures on the next page. Then glue them into the boxes below in the correct sequence.

1.




2.



3.




4.





Name: _____



Name: _____

Name: _____

Today's Weather

Today's date is

_____.



The temperature outside is

_____.

The weather outside is

_____.

Draw the weather.



Name: _____

Copy this prayer in your best manuscript on the line paper

**In the name of the Father,
and of the Son,
and of the Holy Spirit.
Amen**

A series of horizontal lines for handwriting practice, consisting of solid blue top and bottom lines and a dashed red middle line. There are 12 such sets of lines on the page.

Name: _____

If your child has any problems with the work in this Blizzard bag you may e-mail me with your questions at

deborah.curran@tca11.com

I will get back to you as soon as possible.

Thank you,

Ms. Curran

Name: _____